

# PEACE

## PEACE I LEAVE WITH YOU

### GOALS

1. To consider how to handle the evil that confronts us in daily life
2. To see how god's love channeled through each individual has the power to overcome even the most powerful evil
3. To deal with the concepts of good and evil, demonstrating that Christians return only good for evil

### POSSIBLE CLASS OUTLINE


- I. Introduction - Concept of Peace
  - a. Activity 1 - Dove
  - b. Activity 2 - Violence/Peace activity
- II. Lesson
  - a. Use bible questions to study Jesus' teachings on dealing with evil
  - b. Activity 3 - Violence Chain
  - c. Activity 4 - Stories
- III. Closing
  - d. Extended activity 5 - Peace Pennies
  - e. Extended activity 6 - Peace Corner

### SCRIPTURE

*Matthew 5:38-48*

<sup>38</sup> You have heard that it was said, "An eye for an eye and a tooth for a tooth" <sup>39</sup> But I say to you, Do not resist one who is evil. But if anyone strikes you on the right cheek, turn to him the other also; <sup>40</sup> and if anyone would sue you and take your coat, let him have your cloak as well; <sup>41</sup> and if anyone forces you to go one mile, go with him two miles. <sup>42</sup> Give to him who begs from you, and do not refuse him who would borrow from you. <sup>43</sup> you have heard that it was said, "You shall love your neighbor and hate your enemy." <sup>44</sup> But I say to you" Love your enemies and pray for those who persecute you, <sup>45</sup> so that you may be sons of your Father who is in heaven for he makes his sun rise on the evil and on the good, and sends rain on the just and on the unjust. <sup>46</sup> For if you love those who love you, what reward have you? Do not even the tax collectors do the same? <sup>47</sup> And if you salute only your brethren, what more are you doing than others? Do not even the Gentiles do the same? <sup>48</sup> You, therefore, must be perfect, as your heavenly Father is perfect.

*Additional scripture - Romans 12:17-21*



## PREPARATION

### Vocabulary

*Evil* - causing harm, suffering, discomfort

*Good* - causing comfort, joy, hope

*Power* - possession of control, authority or influence over others

*Enemy* - one that seeks the injury, overthrow or failure of others

*Vengeance* - repayment for injury or offense

*Pet Peeve* - that which annoys most

## MATERIALS

### Activity 1 – Dove

Dove cut from poster board (pattern in teacher materials)

Fishing line

### Activity 2 – Violence/Peace

Old newspapers or magazines

Construction paper

### Activity 3 – Violence Chain

Rectangular pieces of paper approximately 2"x11"

The Butter Battle Book, Dr. Suess

### Activity 4 – Stories

The Three Pigs story

Bible for each student for The Case of the Missing Ear

Story "Strike Again" from A Book of Quaker Saints, L. Violet Hodgkin. Friends Home Service Committee, 1972

### Extended Activity 5 – Peace Pennnies

4 or 5 pennies for each student to shine

Copper polish

### Extended Activity 6 – Peace corner

Brown paper or newsprint

Markers or pens

## RESOURCES

Peace Be with You: a Study of the Spiritual Basis of Friends Peace Testimony. Sandra Cronk, The Tract Association of Friends.

\* Creative Conflict Solving for Kids, Fran Schmidt and Alice Friedman, Grace C. Abrams Peace Education Foundation, 1985.

\* Perspectives: a teaching guide to concepts of peace, Educators for Social Responsibility, 1983.

\* How to Teach Peace to Children, J. Lorne Peachey, Herald Press, 1983.

\* Puppets for Peace, The Institute for Peace and Justice, 1984.

\* Swords into Plowshares: a collection of plays about peace and social justice, Ingrid Rogers, The Brethren Press, 1983.

**Films**

\* I Hope They Don't Bomb My Lily Pad, (color filmstrip).

The Fence, (no narration - 7 min.).

Film Associates

45 W. 45th St., NY

Neighbors - 9 min.

National Film Board of Canada

680 5th Ave., NY

Boundary Lines - 10 min.

Princeton Film Center

Box 431, Princeton, N.J.

**Children's Books**

The Story of Ferdinand, Viking, 1938.

Why Noah Chose the Dove, I.B.Singer. Farrar, Straus & Giroux.

All the Animals Were Angry, W. Wondriska, Holt, Rinehart & Winston, 1970.

\* available from

Wilmington College Peace Resource Center

Pyle Center, Box 1183

Wilmington, Ohio 45177



## LESSON

### BIBLE STUDY

In Matthew 5, Jesus is teaching the principles that are to guide our Christian life. He takes the Hebrew tradition of an eye for an eye and goes further. We are not to continue the evil by returning evil. But we are to stop the evil by refusing to continue the evil. If we are hit, we are to absorb the violence and let it go no further. We are to love all people even as God loves each and everyone on this earth. God gives life to all. We must try in God's love to free each other of the hate that imprisons us.

### OVERCOMING EVIL

The peace testimony is grounded in the concepts of Matthew 5. We are asked to build peace through the returning of love for evil (*hatred*).

*Friends feel that non-participation in military training and war is the only action which follows the message and example of Jesus; therefore non-participation is the only way to maintain full witness to Christ's way of love. Moreover, Christ's teaching that evil cannot be overcome by evil, but only by love and the returning of good for evil, has been abundantly proved by the fact that Christianity has attained its greatest heights of spiritual power under persecution, and has died spiritually when it resorted to violence for its propagation and protection. Friends in following Christ's way of love, are a leaven for peace among their fellow men far beyond their number, and find abundant openings for a ministry of healing and reconciliation amongst the people of all nations which would otherwise be closed to them.*  
-- Faith and Practice: Book of Discipline, North Carolina Yearly Meeting of Friends, 2004, pp.47-48.

It is clear that Christ through his life and teachings calls us to return only good for evil. We are to stop violence by refusing to return it. The same is true of other evil in our world. To those in the world that starve for food, we are to give food and more ways to grow their own food. To those that ask to borrow our resources of wisdom and peace in our Lord, we are to give ourselves through the love of the Lord. To the student at school that takes our pencil, we are to give to him/her a pencil and notebook paper. This is not the easy way to answer the problems of our world. We are not called upon to resist evil through our own power. Both God and our community are our support. God's power is always with us. God's love can overcome all that is evil in this world. We are asked to let that love flow through each of us.

### QUESTIONS FOR DISCUSSION

1. What makes you angry? What is your pet peeve?
2. How do you feel when you are angry with someone?
3. What would you do if someone hit you?
4. Who is your enemy?
5. How are you to treat your enemy?
6. How would you go about changing an enemy into a friend?

### PRAYER

Lord, make me an instrument of Thy peace. Where there is hatred, let me sow love; where there is injury, pardon; where there is doubt, faith; where there is sadness, joy; where there is darkness, light.

O Divine Master, grant that I may not so much seek to be consoled, as to console; not so much to be understood as to understand; not so much to be loved, as to love. For it is in giving that we receive, it is pardoning that we are pardoned, it is in dying that we are born again to eternal life.

St. Francis of Assisi

## ACTIVITIES

### Activity 1 - Peace Dove

*Cut out a poster size dove into puzzle-like pieces. Give children various pieces with scripture verses. Have the student put the scripture into their own words. Stress how peacemaking includes every part of life. Each piece is part of the task of peacemaking.*

### Activity 2 - Violence/Peace Activity

*Teacher needs to have saved issues of local or national newspaper for past week. Have up on wall or bulletin board checkerboard pattern of black and red 8"x12" construction paper arranged in a large square or rectangle. A similarly constructed figure should be made of yellow and white construction paper. Have members of class find articles that reflect peaceful solutions to conflict (put on Y/W square) and articles that reflect angry, vengeful, violent solution to conflicts (put on R/BL square).*

### Activity 3 - Violence Chain

*The teacher will need rectangular strips of paper available to make a chain. Read The Butter Battle Book by Dr. Suess. As you follow the conflict through the book, have the students write on the paper the violent act that leads to the buildup of hatred. Then join your strips together as you would a Christmas chain. After you complete your chain, examine each link and discuss how you could break the chain of violence at that point.*

### Activity 4 - Stories

*"The Three Pigs"*

*Read the story of The Three Pigs. Let the students act out the story. If you have a large class you can divide your class into groups and see how each group illustrates the story. If your class is small, you can have each child take on several characters. This way the students can see the story from several perspectives. The following questions can be used to facilitate discussion:*

- 1. Why did the wolf act this way?*
- 2. How does he feel right now?*
- 3. Is this a good way to be?*
- 4. What are good ways to handle a "bully"?*
- 5. Which little pig are you?*
- 6. How do you handle your problems?*
- 7. Where do we get our protection?*

*"The Case of the Missing Ear"*

*Approach this scriptural story as a mystery to be solved. What happened in the garden? Have the students study the scriptural story as found in Matthew 26:51-52, Mark 14:44-50, Luke 22:49-53 and John 18:8-11. Have them answer the questions Who, What, Where, Why and How in each version of the story. They are then to report as investigative reporters or private detectives. The important thing to emphasize is that Jesus spoke there against the use of violence to overcome evil. It is His duty as the Child of God to absorb the violence so that God's love can overcome. In Luke, Jesus goes so far as to heal the ear, overcoming evil with good.*

*"Strike Again"*

*Tell the story "Strike Again". The following questions can be used to start discussion.*

- 1. What was George Fox trying to do?*
- 2. How did the crowd respond to George Fox?*
- 3. What did George Fox do when the crowd beat him?*
- 4. What power did George Fox use to overcome the crowd?*
- 5. What would you do in a similar situation?*

*Have the students relate this experience to the present day world, such as the civil rights movement, South Africa, peer pressure to use alcohol and drugs, or someone who picks a fight.*

### Extended Activity 5 - Peace Pennies

*Give each child Peace Pennies. They may polish them to make them shiny if practical. Let each child have several, 5 or more, to carry home with him or her. They will be reminded of Jesus' direction to love our enemies by giving the shiny penny to someone with whom they have a conflict or misunderstanding. Students should report responses next week.*

### Extended Activity 6 - Peace Corner

*Using brown paper or newsprint set up a meaning of peace corner in the entrance to the meetinghouse to which all members of the meeting can contribute before or after meeting.*



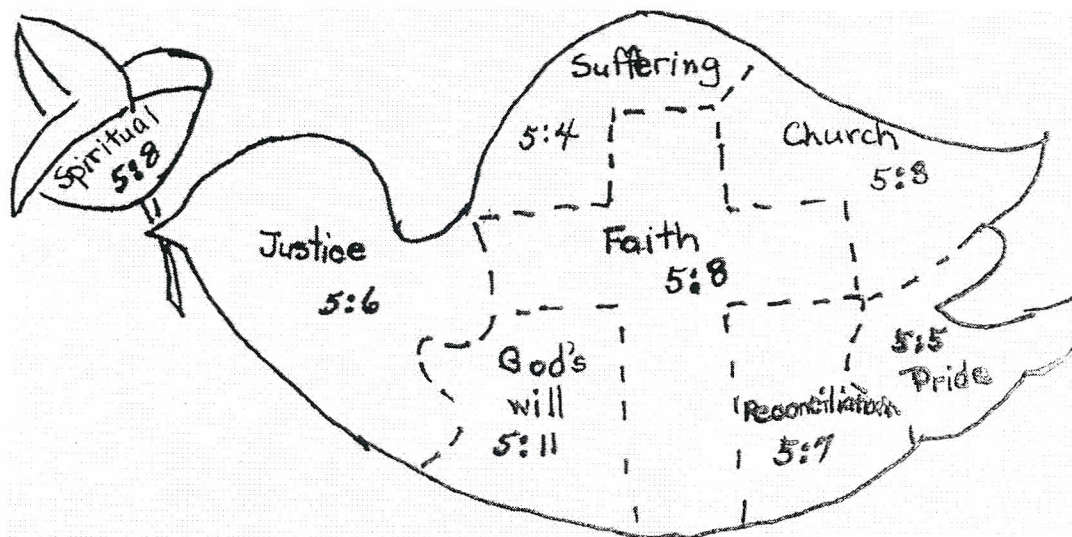
# FAMILY OF FRIENDS

## PEACE

### PEACE I LEAVE WITH YOU

#### DOVE PATTERN

Matthew 5



- Benson's Creative Bible

# FAMILY OF FRIENDS

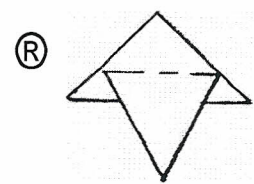
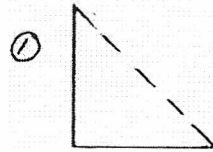
## PEACE

### PEACE I LEAVE WITH YOU

It is not known when the custom of paper folding began in Japan. Hundreds of objects can be made. Methods of folding have been handed down from generation to generation. Even today families enjoy this creative art in which parents and children can work together. Since World War II, the origami birds, the traditional symbol of good fortune, have become a symbol of the hope of all, the entire world that the tragedy of Hiroshima may never happen again.

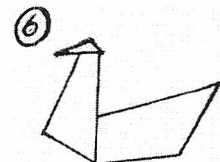
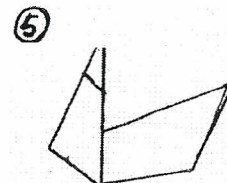

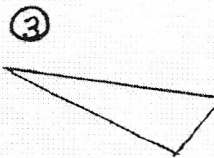
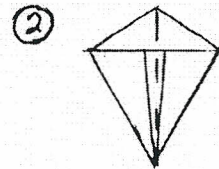
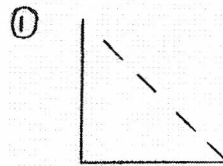
Below you will find instructions to make a paper bird for yourself. This will help you remember that Jesus calls us to live peacefully in this world. You may want to put your bird in a place you see it often or make several and make a mobile to hang in your room. Use it in a way that will mean something to you.

1. Take a square of paper. Fold it from corner to corner.
2. Now take your paper and fold one side down 2/3 of the way down.
3. Then fold that piece in half.
4. Fold each wing down.
5. Turn your bird over like this.
6. Tuck in the nose like this.



Don't give up on the first try. If you have not done birds before it may take you a few tries. Have fun. After you have done several birds like this you may want to try another kind. Below you will find bird that will stand up.

1. Fold your paper to make a crease line in the middle.
2. Open your paper again and now bring in the corners as shown below. Be sure to crease the paper well.
3. Turn your paper sideways and fold in half again like this.
4. Now fold up the long section to make the neck as shown below.
5. Now fold down the upper point to make the head as shown.
6. Now open the tail and your bird will stand. You can trim the tail to make a different bird or simply keep on folding.



Now that you can make these birds you can go on to learn other birds and even other critters.  
Use your own ideas and create.

# PEACE

## PEACE I LEAVE WITH YOU

Use the word list below to unravel the scripture, Matthew 5:38-45.

HEARD  
SUN  
WELL  
EVIL  
CHEEK  
UNJUST  
OTHER  
LOVE  
GIVE  
RAIN  
COAT  
CLOAK  
EYE

TOOTH  
SONS  
NEIGHBOR  
HEAVEN  
FORCES  
HATE  
JUST  
BEGS  
TWO  
PRAY  
LOVE  
STRIKE  
BORROW

REFUSE  
TOOTH  
RESIST  
PERSECUTE  
GOOD  
YOU  
ENEMIES  
SUE  
EVIL  
OTHER  
MILE  
SAY

You have \_\_\_\_\_ that it was said, "An \_\_\_\_\_ for an eye and a \_\_\_\_\_ for a  
\_\_\_\_\_. " But I \_\_\_\_\_ to you, Do not \_\_\_\_\_ one who is \_\_\_\_\_. But if  
anyone \_\_\_\_\_ you on the right \_\_\_\_\_, turn to him the \_\_\_\_\_ also; and if  
anyone would \_\_\_\_\_ you and take your \_\_\_\_\_, let him have your \_\_\_\_\_ as \_\_\_\_\_;  
and if anyone \_\_\_\_\_ you to go one \_\_\_\_\_, go with him for \_\_\_\_\_ miles. \_\_\_\_\_  
to him who \_\_\_\_\_ from you, and do not \_\_\_\_\_ him who would \_\_\_\_\_  
from you. You have heard that it was said, " \_\_\_\_\_ shall \_\_\_\_\_ your \_\_\_\_\_  
and \_\_\_\_\_ your \_\_\_\_\_. " But I say to you, \_\_\_\_\_ your \_\_\_\_\_ and  
\_\_\_\_\_ for those who \_\_\_\_\_ you, so that you may be \_\_\_\_\_ of your Father  
who is in \_\_\_\_\_ for he makes his \_\_\_\_\_ rise on the \_\_\_\_\_ and on the  
\_\_\_\_\_, and sends \_\_\_\_\_ on the \_\_\_\_\_ and \_\_\_\_\_.



# PEACE

## PEACE I LEAVE WITH YOU

Use the word list below to unravel the scripture, Matthew 5:38-45.

HEARD	TOOTH	REFUSE
EVIL	HEAVEN	PERSECUTE
SUN	SONS	TOOTH
WELL	NEIGHBOR	RESIST
CLOAK	STRIKE	SAY
CHEEK	FORCES	GOOD
OTHER	JUST	ENEMIES
LOVE	BEGS	SUE
UNJUST	HATE	YOU
GIVE	TWO	EVIL
RAIN	PRAY	OTHER
COAT	LOVE	MILE
EYE	BORROW	

You have HEARD that it was said, "An EYE for an eye and a TOOTH for a TOOTH." But I SAY to you, Do not RESIST one who is EVIL. But if anyone STRIKES you on the right CHEEK, turn to him the OTHER also; and if anyone would SUE you and take your COAT, let him have your CLOAK as WELL; and if anyone FORCES you to go one MILE, go with him for TWO miles. GIVE to him who BEGS from you, and do not REFUSE him who would BORROW from you. You have heard that it was said, "YOU shall LOVE your NEIGHBOR and HATE your ENEMY." But I say to you, LOVE your ENEMIES and PRAY for those who PERSECUTE you, so that you may be SONS of your Father who is in HEAVEN for he makes his SUN rise on the EVIL and on the GOOD, and sends RAIN on the JUST and UNJUST.